



**1. I have been told about the study and I know why it is being done and what to do. I know that I do not have to do it if I do not want to. If I have questions I can ask my teacher. I know that I can stop at any time.**

		Response Percent	Response Count
I understand and will begin the survey.		100.0%	61
I would rather not do it.		0.0%	0
answered question			61
skipped question			0



## 2. Where do you go to school?

		Response Percent	Response Count
IS 5		0.0%	0
IS 10		0.0%	0
IS 61		0.0%	0
IS 72		0.0%	0
<b>IS 73</b>		<b>100.0%</b>	<b>61</b>
IS 77		0.0%	0
IS 89		0.0%	0
IS 91		0.0%	0
IS 93		0.0%	0
IS 125		0.0%	0
IS 126		0.0%	0
IS 141		0.0%	0
IS 144		0.0%	0
IS 145		0.0%	0
IS 157		0.0%	0
IS 185		0.0%	0
IS 189		0.0%	0
IS 204		0.0%	0
IS 217		0.0%	0
IS 230		0.0%	0
IS 237		0.0%	0
PS 12		0.0%	0
PS 14		0.0%	0







PS 19	0.0%	0
PS 30	0.0%	0
PS 54	0.0%	0
PS 76	0.0%	0
PS 92	0.0%	0
PS 111	0.0%	0
PS 127	0.0%	0
PS 151	0.0%	0
PS 153	0.0%	0
Al-Iman School	0.0%	0
Al-Manoor School	0.0%	0
Bais Yaakov Academy	0.0%	0
Bnos Malka Academy	0.0%	0
El-Ber Islamic School	0.0%	0
Flushing High School	0.0%	0
Forest Hills HS	0.0%	0
Grover Cleveland HS	0.0%	0
Jamaica HS	0.0%	0
John Bowne High School	0.0%	0
Hevach High School	0.0%	0
Long Island City High School	0.0%	0
Machon Academy	0.0%	0
Martin Luther HS	0.0%	0
The Muslim Center Elementary School	0.0%	0
Newcomers High School	0.0%	0

Newtown HS	0.0%	0
Our Lady of Mercy	0.0%	0
Our Lady of Sorrows	0.0%	0
Queens Academy HS	0.0%	0
Queens Lutheran School	0.0%	0
Queens Vocational HS	0.0%	0
Razi School	0.0%	0
Redeemer Lutheran	0.0%	0
Resurrection Ascension School	0.0%	0
St. Adalbert	0.0%	0
St. Francis of Assisi School	0.0%	0
St. John Lutheran School	0.0%	0
St. Kevin School	0.0%	0
St. Mel School	0.0%	0
St. Nicholas of Tolentine	0.0%	0
St. Raphael School	0.0%	0
Sacred Heart School	0.0%	0
Shaarei Zion Ohel Bracha	0.0%	0
Tiferes Torah Institute	0.0%	0
William Cullen Bryant High School	0.0%	0
Yesheiva Tifereth Moshe	0.0%	0
Yeshivat Our Haim	0.0%	0
Other	0.0%	0
other school (please specify)		0
<b>answered question</b>		<b>61</b>

### 3. What grade are you in?

		Response Percent	Response Count
6th		0.0%	0
7th		37.7%	23
8th		62.3%	38
9th		0.0%	0
10th		0.0%	0
11th		0.0%	0
12th		0.0%	0
answered question			61
skipped question			0

### 4. How often do you use your computer at home for homework?

		Response Percent	Response Count
I don't have a computer at home		1.7%	1
I don't use my home computer for homework		8.3%	5
A few times a year		20.0%	12
About once a month		13.3%	8
About once a week		21.7%	13
Almost every night		35.0%	21
answered question			60
skipped question			1






### 5. Compared to last year, this year my teachers are using computers...

		Response Percent	Response Count
less		52.5%	32
about the same amount		32.8%	20
more		14.8%	9
answered question			61
skipped question			0





### 6. Compared to last year, this year students in my grade are using computers...

		Response Percent	Response Count
less		31.1%	19
about the same amount		41.0%	25
more		27.9%	17
answered question			61
skipped question			0





## 7. During this school year, how much time per week did you spend using computers in your class(es)?

		Response Percent	Response Count
Not at all		77.0%	47
Less than one period per week		9.8%	6
1 or 2 periods (or a double period) per week		8.2%	5
3 to 4 periods per week		1.6%	1
More than 4 periods per week		3.3%	2
answered question			61
skipped question			0






## 8. During this school year, I typed up reports and assignments.

		Response Percent	Response Count
Never		21.4%	3
A few times a year		21.4%	3
About once a month		28.6%	4
About once a week		28.6%	4
Almost every day		0.0%	0
answered question			14
skipped question			47

## 9. During this school year, I made spreadsheets and graphs.





		Response Percent	Response Count
Never		50.0%	7
A few times a year		21.4%	3
About once a month		7.1%	1
About once a week		21.4%	3
Almost every day		0.0%	0
answered question			14
skipped question			47

## 10. During this school year, I used blogs to communicate with other students and teachers




		Response Percent	Response Count
Never		42.9%	6
A few times a year		14.3%	2
About once a month		14.3%	2
About once a week		7.1%	1
Almost every day		21.4%	3
answered question			14
skipped question			47





### 11. During this school year, I did research on the Internet for a report or assignment.

		Response Percent	Response Count
Never		21.4%	3
A few times a year		14.3%	2
About once a month		28.6%	4
<b>About once a week</b>		<b>35.7%</b>	<b>5</b>
Almost every day		0.0%	0
answered question			14
skipped question			47




### 12. During this school year, I made a PowerPoint presentation.

		Response Percent	Response Count
Never		78.6%	11
A few times a year		14.3%	2
About once a month		7.1%	1
About once a week		0.0%	0
Almost every day		0.0%	0
answered question			14
skipped question			47






### 13. During this school year, I used the computer to make a graphic novel.

		Response Percent	Response Count
Never		92.9%	13
A few times a year		7.1%	1
About once a month		0.0%	0
About once a week		0.0%	0
Almost every day		0.0%	0
answered question			14
skipped question			47






### 14. During this school year, I took a test on the computer.

		Response Percent	Response Count
Never		71.4%	10
A few times a year		21.4%	3
About once a month		7.1%	1
About once a week		0.0%	0
Almost every day		0.0%	0
answered question			14
skipped question			47






**15. During this school year, I used a computer program to improve my study skills or learning skills.**

		Response Percent	Response Count
Never		42.9%	6
A few times a year		28.6%	4
About once a month		0.0%	0
About once a week		14.3%	2
Almost every day		14.3%	2
answered question			14
skipped question			47






**16. During this school year, I made or listened to a podcast.**

		Response Percent	Response Count
Never		57.1%	8
A few times a year		14.3%	2
About once a month		7.1%	1
About once a week		0.0%	0
Almost every day		21.4%	3
answered question			14
skipped question			47



**17. During this school year, I made or edited a webpage or worked in a web environment, like a wikispace.**

		Response Percent	Response Count
Never		78.6%	11
A few times a year		0.0%	0
About once a month		7.1%	1
About once a week		14.3%	2
Almost every day		0.0%	0
answered question			14
skipped question			47





**18. This school year, I collected data using equipment that go with the computer, like probes or PDAs.**

		Response Percent	Response Count
Never		92.9%	13
A few times a year		7.1%	1
About once a month		0.0%	0
About once a week		0.0%	0
Almost every day		0.0%	0
answered question			14
skipped question			47










### 19. This school year, I made or edited a video or movie.

		Response Percent	Response Count
Never		92.9%	13
A few times a year		0.0%	0
About once a month		7.1%	1
About once a week		0.0%	0
Almost every day		0.0%	0
answered question			14
skipped question			47

### 20. During the past school year, I created or contributed to a web-based map or timeline.

		Response Percent	Response Count
Never		50.0%	7
A few times a year		21.4%	3
About once a month		7.1%	1
About once a week		21.4%	3
Almost every day		0.0%	0
answered question			14
skipped question			47

## 21. In which classes do you use technology. (Check all that apply)

		Response Percent	Response Count
Math		14.3%	2
Sciences		7.1%	1
English Language Arts		21.4%	3
<b>Social Studies</b>		<b>42.9%</b>	<b>6</b>
Art		14.3%	2
Music		7.1%	1
Physical Education/Gym		7.1%	1
ESL or ELL		0.0%	0
Computer Class		21.4%	3
Multi-Media		0.0%	0
<b>None of the Above</b>		<b>42.9%</b>	<b>6</b>
Other (please specify)			0
<b>answered question</b>			<b>14</b>
<b>skipped question</b>			<b>47</b>

## 22. How well do you know how to use the following equipment, applications or web sites?

	I never tried	I know the basics	I'm pretty good	I'm an expert	Response Count
Digital camera or video	0.0% (12)	0.0% (11)	<b>0.0% (27)</b>	0.0% (11)	0
Audacity or GarageBand	<b>0.0% (52)</b>	0.0% (3)	0.0% (3)	0.0% (3)	0
iMovie or Movie Maker	<b>0.0% (43)</b>	0.0% (8)	0.0% (6)	0.0% (4)	0
Wikispaces	<b>0.0% (44)</b>	0.0% (13)	0.0% (3)	0.0% (1)	0
NYLearns	<b>0.0% (55)</b>	0.0% (4)	0.0% (0)	0.0% (2)	0
Teacher/Class Blogs	<b>0.0% (42)</b>	0.0% (12)	0.0% (5)	0.0% (2)	0
Google Maps	0.0% (6)	0.0% (15)	<b>0.0% (23)</b>	0.0% (17)	0
Comic Life	<b>0.0% (45)</b>	0.0% (6)	0.0% (7)	0.0% (3)	0
answered question					<b>61</b>
skipped question					<b>0</b>

## 23. How much do you agree with these statements?

	Strongly Disagree	Disagree	Agree	Strongly Agree	Rating Average	Response Count
I am able to learn more when I use computers in my school.	0.0% (5)	0.0% (6)	<b>0.0% (29)</b>	0.0% (21)	0.00	0
I work harder on my assignments when I am using a computer.	0.0% (5)	0.0% (15)	<b>0.0% (23)</b>	0.0% (18)	0.00	0
I would be a better student if I got to use technology more in school.	0.0% (5)	0.0% (11)	<b>0.0% (28)</b>	0.0% (17)	0.00	0
Teachers in this school know a lot about how to use computers to help students learn more.	0.0% (8)	0.0% (23)	<b>0.0% (25)</b>	0.0% (5)	0.00	0
There are enough computers in my school for students to use for their schoolwork.	0.0% (15)	<b>0.0% (33)</b>	0.0% (9)	0.0% (3)	0.00	0
I am using computers in my class (es) in ways that other students in this school are not.	<b>0.0% (30)</b>	0.0% (25)	0.0% (5)	0.0% (1)	0.00	0
I have shown other students how to do things with computers.	0.0% (17)	0.0% (16)	<b>0.0% (24)</b>	0.0% (4)	0.00	0
I have shown a teacher how to do things with computers.	0.0% (22)	<b>0.0% (25)</b>	0.0% (11)	0.0% (2)	0.00	0
I use computers more in my class (es) than other students in this school	<b>0.0% (34)</b>	0.0% (22)	0.0% (1)	0.0% (2)	0.00	0
answered question						61
skipped question						0